



# ENERG



Candy


CS 1482DE/1-S




73 kWh / 100



8,0 kg



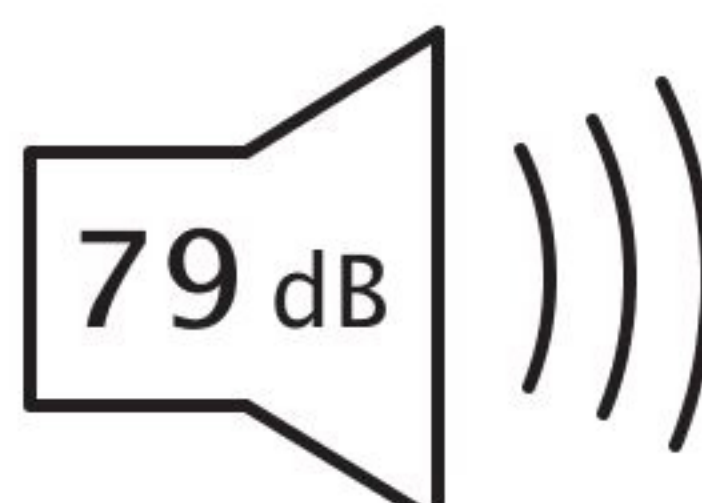
3:38



44 L



A **B** CDEFG



AB **C** D