



ENERG




WHIRLPOOL

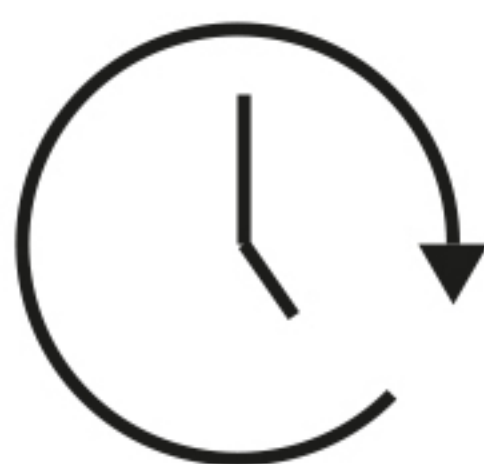
W7X W845WB CS




54 kWh



8,0 kg



3:35



48 L



A **B** C D E F G



A **B** C D