



# ENERG

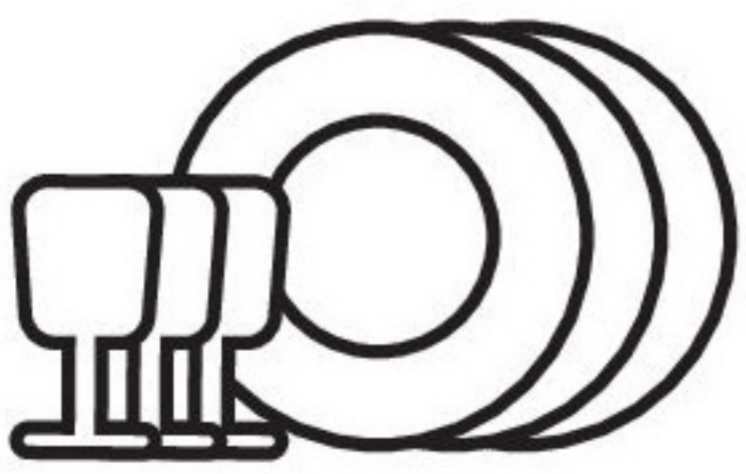


**Bosch**


SMS6YCI00E




**65 kWh** /



**14 x**



**9,5 L**



**3:55**



**A B C D**